






**PROFESSIONAL**



**PROFESSIONAL**  
HIGH PRESSURE WASHERS  
*- STAINLESS STEEL RANGE -*





AR PROFESSIONAL expands its portfolio with a new range of stainless steel pressure washers, designed to deliver high performance, reliability and versatility across professional cleaning applications. Stainless steel ensures corrosion resistance, structural strength and long service life, even in demanding environments.

Each model results from advanced research and development, offering consistent performance and meeting the needs of sectors such as industry, marine, automotive and food.

Careful material selection and attention to detail ensure safe, efficient and durable machines for professionals seeking quality and continuity. Backed by Annovi Reverberi's expertise, AR PROFESSIONAL stands for innovation, efficiency and long-lasting performance in professional cleaning.

*AR PROFESSIONAL amplia la propria offerta con una nuova gamma di idropultrici in acciaio inox, progettate per garantire elevate prestazioni, affidabilità e versatilità nella pulizia professionale. L'acciaio inox assicura resistenza alla corrosione, robustezza e lunga durata anche negli ambienti più impegnativi.*

*Ogni modello nasce da un'attenta attività di ricerca e sviluppo, per offrire performance costanti e rispondere alle esigenze di settori come industria, navale, automotive e alimentare.*

*La qualità dei materiali e la cura costruttiva garantiscono macchine sicure, efficienti e durevoli. Grazie al know-how di Annovi Reverberi, AR PROFESSIONAL è sinonimo di innovazione, efficienza e prestazioni nel tempo.*



|               |      |
|---------------|------|
| AR5X-10.15CM  | p.04 |
| AR5X-15.18CT  | p.04 |
| AR5X-15.23CT  | p.04 |
| AR5X-21.23CT  | p.04 |
| AR5X-15.23CTF | p.04 |
| AR5X-21.20CTF | p.04 |



|              |      |
|--------------|------|
| AR9X-42.20CH | p.06 |
| AR9X-30.28CH | p.06 |
| AR9X-21.38CH | p.06 |
| AR9X-18.44CH | p.06 |
| AR9X-15.55CH | p.06 |



|              |      |
|--------------|------|
| AR5X-10.15HM | p.08 |
| AR5X-15.18HT | p.08 |



|               |      |
|---------------|------|
| AR6X-15.18HT  | p.10 |
| AR6X-15.23HT  | p.10 |
| AR6X-21.23HT  | p.10 |
| AR6X-15.23HTF | p.10 |
| AR6X-21.21HTF | p.10 |

COLD WATER

GASOLINE POWERED

HOT WATER



AR5X - 10.15 CM  
 AR5X - 15.18 CT  
 AR5X - 15.23 CT  
 AR5X - 21.23 CT  
 AR5X - 15.23 CTF  
 AR5X - 21.20 CTF




MAX bar  
**180÷230**



MAX l/h  
**900÷1260**



kW  
**3.0÷9.3**



Flanged pressure unloader /  
 Valvola di regolazione flangiata



Elastic coupling /  
 Giunto Elastico  
 AR5X-15.23CTF | AR5X-21.20CTF



Optional hose reel /  
 Avvolgitubo opzionale

AR5X-15.23CTF


**GENERAL FEATURES / CARATTERISTICHE GENERALI**

- Professional high pressure washer
- Stainless steel sturdy frame with rubber wheels for a better maneuverability
- Stainless steel cover
- Stainless steel pressure gauge (Ø63 mm)
- Pressure regulation valve
- **Viton** hot water gaskets
- *Idropulitrice professionale ad alta pressione*
- *Telaio robusto e ruote con battistrada in gomma per una maggiore maneggevolezza*
- *Copertura in acciaio inox*
- *Manometro in acciaio inox (Ø63 mm)*
- *Regolazione pressione*
- *Guarnizioni acqua calda in Viton*

**TECHNICAL DATA / DATI TECNICI**


| MODEL         | MAX     |          |         |          | MAX      |          |     |     |         |      |         |    |
|---------------|---------|----------|---------|----------|----------|----------|-----|-----|---------|------|---------|----|
|               | bar max | bar work | psi max | psi work | l/h work | gph work | hp  | kW  | kW work | rpm  | V       | Hz |
| AR5X-10.15CM  | 150     | 120      | 2175    | 1740     | 600      | 158      | 3   | 2.2 | 3       | 1450 | 230 ~   | 50 |
| AR5X-15.18CT  | 180     | 150      | 2610    | 2175     | 900      | 238      | 5.5 | 4   | 5       | 1450 | 400 3 ~ | 50 |
| AR5X-15.23CT  | 230     | 200      | 3335    | 2900     | 900      | 238      | 7.5 | 5.5 | 7.4     | 1450 | 400 3 ~ | 50 |
| AR5X-21.23CT  | 230     | 200      | 3335    | 2900     | 1260     | 333      | 9.6 | 7   | 9.3     | 1450 | 400 3 ~ | 50 |
| AR5X-15.23CTF | 230     | 200      | 3335    | 2900     | 900      | 238      | 7.5 | 5.5 | 7.4     | 1450 | 400 3 ~ | 50 |
| AR5X-21.20CTF | 200     | 180      | 2900    | 2610     | 1260     | 333      | 8.5 | 6.2 | 8.3     | 1450 | 400 3 ~ | 50 |

(AR5X-10.15CM)  
**HRC+VRZ / HJK + VRZ**



- Triplex pump with ceramic pistons and connecting rod system with nickel plated pump head
- Flanged valve
- Bronze connecting-rods
- Automatic by-pass valve with pump head pressure discharge
- Induction motor with thermal protection
- Time delayed auto stop/start with stop for motor overloading (TST)

- Pompa a 3 pistoni in ceramica con sistema biella-manovella, testa pompa in ottone nichelato
- Valvola flangiata
- Bielle in bronzo
- Valvola di bypass automatica con azzeramento della pressione nella testa pompa
- Motore elettrico a induzione con protezione termica
- Sistema di arresto totale temporizzato dell'idropulitrice (TST)



**STANDARD ACCESSORIES / ACCESSORI STANDARD**



code / codice

|                 |                 |           |           |
|-----------------|-----------------|-----------|-----------|
| inlet / entrata | M22x1,5 M 14 mm | M22x1,5 M | 1/4 NPT M |
| outlet / uscita | M22x1,5 F       | 1/4 NPT F | -         |

compatible with / compatibile con



10 m



code / codice

|                 |           |   |
|-----------------|-----------|---|
| inlet / entrata | M22x1,5 F | - |
| outlet / uscita | M22x1,5 F | - |

**LOGISTIC DATA / DATI LOGISTICI**

| MODEL         | PACKAGING SIZE<br>(LxWxH) mm | UNIT SIZE<br>(LxWxH) mm | KG<br>GROSS | EU | FULL TRUCK | pcs |     |       |
|---------------|------------------------------|-------------------------|-------------|----|------------|-----|-----|-------|
|               |                              |                         |             |    |            | 20" | 40" | 40"HQ |
| AR5X-10.15CM  | -                            | -                       | -           | -  | -          | -   | -   | -     |
| AR5X-15.18CT  | -                            | -                       | -           | -  | -          | -   | -   | -     |
| AR5X-15.23CT  | -                            | -                       | -           | -  | -          | -   | -   | -     |
| AR5X-21.23CT  | -                            | -                       | -           | -  | -          | -   | -   | -     |
| AR5X-15.23CTF | -                            | -                       | -           | -  | -          | -   | -   | -     |
| AR5X-21.20CTF | -                            | -                       | -           | -  | -          | -   | -   | -     |



AR9X - 42.20 CH

AR9X - 30.28 CH

AR9X - 21.38 CH

AR9X - 18.44 CH

AR9X - 15.55 CH



MAX bar  
200÷550



MAX l/h  
900÷2520



HP  
22



Optional hose reel 20 m/  
Avvolgitubo opzionale 20 m







AR9X-15.55CH

### GENERAL FEATURES / CARATTERISTICHE GENERALI

- Professional gasoline powered high pressure washer with HONDA motor
- Stainless steel cover
- Sturdy frame and rubber wheels for a better maneuverability
- Pressure regulation valve
- Stainless steel pressure gauge (Ø63 mm)
- Fuel tank with mechanical level indicator
- Throttle control
- Thermostatic valve
- Stainless steel safety valve
- Ceramic nozzle for models AR9X-18.44CH, AR9X-15.55CH
- Hose reel (20 m) on request
- Idropultrice professionale ad alta pressione con motore a scoppio HONDA
- Copertura in acciaio inox
- Telaio robusto e ruote in gomma per una maggiore maneggevolezza
- Regolazione pressione
- Manometro in acciaio inox (Ø63 mm)
- Serbatoio con indicatore di benzina di tipo meccanico
- Riduttore di giri
- Valvola termostatica
- Valvola di sicurezza in acciaio inox
- Ugello ceramico per modelli AR9X-18.44CH, AR9X-15.55CH
- A richiesta avvolgitubo (20 m)

### TECHNICAL DATA / DATI TECNICI



| MODEL        |  MAX |          |         |          |  MAX |          | rpm  |  | kW   |  KG NET |
|--------------|---|----------|---------|----------|---|----------|------|---|------|--|
|              | bar max   | bar work | psi max | psi work | l/h work  | gph work |      |   |      |  |
| AR9X-42.20CH | 200   | 180      | 3335    | 2900     | 2520  | 475      | 1550 | HONDA GX690 - 22  | 16.5 | 147.0  |
| AR9X-30.28CH | 275   | 250      | 4060    | 3770     | 1800  | 412      | 1550 | HONDA GX690 - 22  | 16.5 | 147.0  |
| AR9X-21.38CH | 380   | 350      | 5510    | 5076     | 1260  | 333      | 1550 | HONDA GX690 - 22  | 16.5 | 147.0  |
| AR9X-18.44CH | 440   | 400      | 4930    | 4350     | 1080  | 333      | 1550 | HONDA GX690 - 22  | 16.5 | 147.0  |
| AR9X-15.55CH | 550   | 500      | 7977    | 7251     | 900   | 237      | 1550 | HONDA GX690 - 22  | 16.5 | 147.0  |

# XW / SHP



- Triplex pump with ceramic pistons and connecting rod system with brass pump head
- Automatic by-pass valve with pump head pressure discharge

- Pompa a 3 pistoni in ceramica con sistema biella-manovella, testa pompa in ottone
- Valvola di bypass automatica con azzeramento della pressione nella testa pompa



## STANDARD ACCESSORIES / ACCESSORI STANDARD



code / codice

|                 |           |           |           |
|-----------------|-----------|-----------|-----------|
| inlet / entrata | M22x1,5 M | M22x1,5 M | 1/4 NPT M |
| outlet / uscita | M22x1,5 F | 1/4 NPT F | -         |

compatible with / compatibile con



10 m



code / codice

|                 |           |   |
|-----------------|-----------|---|
| inlet / entrata | M22x1,5 F | - |
| outlet / uscita | M22x1,5 F | - |

## LOGISTIC DATA / DATI LOGISTICI

| MODEL        | PACKAGING SIZE<br>(LxWxH) mm | UNIT SIZE<br>(LxWxH) mm | KG<br>GROSS | EU | FULL<br>TRUCK | pcs |     |       |
|--------------|------------------------------|-------------------------|-------------|----|---------------|-----|-----|-------|
|              |                              |                         |             |    |               | 20" | 40" | 40"HQ |
| AR5X-42.20CH | -                            | 695x716x908             | 172         | 1  | 72            | 30  | 64  | -     |
| AR5X-30.28CH | -                            | 695x716x908             | 172         | 1  | 72            | 30  | 64  | -     |
| AR5X-21.38CH | -                            | 695x716x908             | 172         | 1  | 72            | 30  | 64  | -     |
| AR5X-18.44CH | -                            | 695x716x908             | 172         | 1  | 72            | 30  | 64  | -     |
| AR5X-15.55CH | -                            | 695x716x908             | 172         | 1  | 72            | 30  | 64  | -     |



AR5X - 10.15 HM  
AR5X - 15.18 HT



MAX bar  
150÷180




MAX l/h  
600÷900



kW  
3.0÷5.0

AR5X-15.18HT



Flanged pressure unloader /  
Valvola di regolazione flangiata



Optional hose reel /  
Avvolgitubo opzionale


#### GENERAL FEATURES / CARATTERISTICHE GENERALI

- Professional hot water high pressure washer
- Stainless steel cover
- Sturdy frame and rubber wheels for a better maneuverability
- Pressure regulation valve
- Thermal-magnetic circuit breaker
- 20 l fuel tank with mechanical level indicator
- Rear castor wheel on request
- Hose reel on request
- Idropulitrice professionale ad acqua calda*
- Copertura in acciaio inox*
- Telaio robusto e ruote con battistrada in gomma per una maggiore maneggevolezza*
- Regolazione pressione*
- Interruttore magneto termico*
- Serbatoio gasolio da 20 l con indicatore di benzina di tipo meccanico*
- A richiesta ruota pivotante posteriore*
- A richiesta avvolgitubo*

#### TECHNICAL DATA / DATI TECNICI

| MODEL        | MAX     |          | MAX     |          | MAX      |          | MAX |     | MAX     |      | MAX |        | °C Max | KG NET |
|--------------|---------|----------|---------|----------|----------|----------|-----|-----|---------|------|-----|--------|--------|--------|
|              | bar max | bar work | psi max | psi work | l/h work | gph work | hp  | kW  | kW work | rpm  | V   | Hz     |        | kg     |
| AR5X-10.15HM | 150     | 130      | 2175    | 1740     | 600      | 158      | 3   | 2,2 | 3       | 1450 | 50  | 230~   | 110    | 120    |
| AR5X-15.18HT | 180     | 150      | 2610    | 2175     | 900      | 237      | 5,5 | 4   | 5       | 1450 | 50  | 400 3~ | 110    | 120    |

# HRC+VRZ



- Triplex pump with ceramic pistons and connecting rod system with nichel plated pump head
- Flanged valve
- Automatic by-pass valve with pump head pressure discharge
- Induction motor with thermal protection
- Time delayed auto stop/start with stop for motor overloading (TST)

- Pompa a 3 pistoni in ceramica con sistema biella-manovella, testa pompa in ottone nichelato
- Valvola flangiata
- Valvola di bypass automatica con azzeramento della pressione nella testa pompa
- Motore elettrico a induzione con protezione termica
- Sistema di arresto totale temporizzato dell'idropulitrice (TST)



## STANDARD ACCESSORIES / ACCESSORI STANDARD



code / codice

|                 |           |           |           |
|-----------------|-----------|-----------|-----------|
| inlet / entrata | M22x1,5 M | M22x1,5 M | 1/4 NPT M |
| outlet / uscita | M22x1,5 F | 1/4 NPT F | -         |

compatible with / compatibile con



10 m

code / codice

|                 |           |
|-----------------|-----------|
| inlet / entrata | M22x1,5 F |
| outlet / uscita | M22x1,5 F |

## LOGISTIC DATA / DATI LOGISTICI

| MODEL        | PACKAGING SIZE<br>(LxWxH) mm | UNIT SIZE<br>(LxWxH) mm | KG<br>GROSS | EU  | FULL TRUCK | 20" | 40" | 40"HQ |
|--------------|------------------------------|-------------------------|-------------|-----|------------|-----|-----|-------|
|              |                              |                         | kg          | pcs |            |     |     |       |
| AR5X-10.15HM | -                            | -                       | 147         | -   | -          | -   | -   | -     |
| AR5X-15.18HT | -                            | -                       | 147         | -   | -          | -   | -   | -     |



AR6X - 15.18 HT  
 AR6X - 15.23 HT  
 AR6X - 21.23 HT  
 AR6X - 15.23 HTF  
 AR6X - 21.21 HTF




MAX bar  
**180÷230**




MAX l/h  
**900÷1260**



kW  
**5.0÷9.3**



Flanged pressure unloader /  
 Valvola di regolazione flangiata



Elastic coupling /  
 Giunto Elastico  
 AR6X-15.23HTF | AR6X-21.21HTF



Optional hose reel /  
 Avvolgitubo opzionale

AR6X-15.23HTF


**GENERAL FEATURES / CARATTERISTICHE GENERALI**

- Professional hot water high pressure washer
- Stainless steel cover
- Sturdy frame and rubber wheels for a better maneuverability
- Pressure regulation valve
- Minor leak PCB detector on request
- Rear castor wheel on request
- Flame monitoring sensor on request
- Water tank (4 l) on request
- Built-in detergent suction on request
- High pressure detergent injector on request
- Idropulitrice professionale ad acqua calda
- Copertura in acciaio inox
- Telaio robusto e ruote con battistrada in gomma per una maggiore maneggevolezza
- Regolazione pressione
- A richiesta scheda microperdite
- A richiesta ruota pivottante posteriore
- A richiesta sensore controllo fiamma
- A richiesta vaschetta acqua (4 l)
- A richiesta kit eiettore detergente
- A richiesta erogatore detergente alta pressione

**TECHNICAL DATA / DATI TECNICI**

| MODEL         | MAX     |          |         |          | MAX      |          |     |     |         |      |    |        |        | KG NET |
|---------------|---------|----------|---------|----------|----------|----------|-----|-----|---------|------|----|--------|--------|--------|
|               | bar max | bar work | psi max | psi work | l/h work | gph work | hp  | kW  | kW work | rpm  | V  | Hz     | °C Max | kg     |
| AR6X-15.18HT  | 180     | 150      | 2610    | 1740     | 900      | 237      | 5,5 | 4   | 5       | 1450 | 50 | 400 3~ | 110    | 159    |
| AR6X-15.23HT  | 230     | 200      | 3335    | 2900     | 900      | 237      | 7,5 | 5,5 | 7,4     | 1450 | 50 | 400 3~ | 110    | 159    |
| AR6X-21.23HT  | 230     | 200      | 3335    | 2900     | 1260     | 333      | 9,6 | 7   | 9,3     | 1450 | 50 | 400 3~ | 110    | 159    |
| AR6X-15.23HTF | 230     | 200      | 3335    | 2900     | 900      | 237      | 7,5 | 5,5 | 7,4     | 1450 | 50 | 400 3~ | 110    | 159    |
| AR6X-21.21HTF | 210     | 180      | 3045    | 2610     | 1260     | 317      | 8,5 | 6,2 | 8,3     | 1450 | 50 | 400 3~ | 110    | 159    |

# HJK + VRZ



- Triplex pump with ceramic pistons and connecting rod system with nickel plated pump head
- Flanged valve
- Bronze connecting-rods
- Automatic by-pass valve with pump head pressure discharge
- Induction motor with thermal protection (Elastic coupling for HTF models)
- Time delayed auto stop/start with stop for motor overloading (TST)

- Pompa a 3 pistoni in ceramica con sistema biella-manovella, testa pompa in ottone nichelato
- Valvola flangiata
- Bielle in bronzo
- Valvola di bypass automatica con azzeramento della pressione nella testa pompa
- Motore elettrico a induzione con protezione termica (e giunto elastico per mod. HTF)
- Sistema di arresto totale temporizzato dell'idropulitrice (TST)



## STANDARD ACCESSORIES / ACCESSORI STANDARD



code / codice

|                 |           |           |           |
|-----------------|-----------|-----------|-----------|
| inlet / entrata | M22x1,5 M | M22x1,5 M | 1/4 NPT M |
| outlet / uscita | M22x1,5 F | 1/4 NPT F | -         |

compatible with / compatibile con



10 m



code / codice

|                 |           |   |
|-----------------|-----------|---|
| inlet / entrata | M22x1,5 F | - |
| outlet / uscita | M22x1,5 F | - |

## LOGISTIC DATA / DATI LOGISTICI

| MODEL         | PACKAGING SIZE<br>(LxWxH) mm | UNIT SIZE<br>(LxWxH) mm | KG<br>GROSS | EU | FULL TRUCK | pcs |     |       |
|---------------|------------------------------|-------------------------|-------------|----|------------|-----|-----|-------|
|               |                              |                         |             |    |            | 20" | 40" | 40"HQ |
| AR6X-15.18HT  | -                            | -                       | 186         | 1  | 72         | 30  | 64  | -     |
| AR6X-15.23HT  | -                            | -                       | 186         | 1  | 72         | 30  | 64  | -     |
| AR6X-21.23HT  | -                            | -                       | 186         | 1  | 72         | 30  | 64  | -     |
| AR6X-15.23HTF | -                            | -                       | 186         | 1  | 72         | 30  | 64  | -     |
| AR6X-21.21HTF | -                            | -                       | 186         | 1  | 72         | 30  | 64  | -     |

**Annovi Reverberi spa**

Via Martin Luther King 3  
41122 Modena (Italy)  
Tel +39 059 414 411  
Fax +39 059 253 505  
infoar@annovireverberi.it  
www.annovireverberi.it

**AR North America Inc.**

140 - 81st Avenue Northeast  
Fridley, MN USA 55432  
Ph. +1 763 398 2008  
Fax +1 763 398 2009  
info@arnorthamerica.com  
www.arnorthamerica.com

**AR China Distribution Co., Ltd**

2nd Floor, Build. 1, No. 651 Jiangting Rd.  
Jinhui Town, Fengxian District, Shanghai  
201404 China  
Ph./Fax. +86 21 54846800 ext 815  
info@ar-china.cn  
www.ar-china.cn

**AR Latin America**

Rua Jandaia do Sul 125, Pinhais  
Curitiba, Brasil, CEP 83324-440  
Ph. +55 41 3059-2748  
info@arlatam.com.br  
www.annovireverberi.com.br  
www.arlatam.com.br